



129 kW (Stage V)

110 kW (Electro)



32,8 t



12 - 14 m



MAXCAB

825E

Crawler material handling machine

825E Advanced. The E-Series



1976: S 517 with crawler chassis and plastic cab in earth moving

What makes up the E-Series

- More than 65 years of experience in designing and constructing hydraulic material handling machines
- Uncompromisingly high performance in all areas: Focus on material handling
- Technology that can be mastered: High-quality components without over-engineering
- Long product service life and high value retention

Your top benefits

1

Green Efficiency

Save fuel - reduce operating costs
Work quietly - protect operator and environment



2

Peak performance

Durable mechanical systems - stressed parts optimized
High speeds - high load capacities

3

Maximum usability

Comfortable Maxcab operator cab - relaxed work
SENCON - work program selection made easy



4

Maximum safety

Safe entry and exit - no-slip steps
State-of-the-art camera - entire work area in view

5

Maintenance and service made easy

SENNEBOGEN Control System SENCON - easy fault diagnosis
Easy Maintenance - clear labeling

6

Consultation and support in your area


3 production sites - 2 subsidiaries
more than 150 sales partners - worldwide and also in your area





Subject to technical changes. Further options available upon request.

825E The E-Series. At a glance.



Four ways to save fuel

- Up to 20% savings: working in Eco Mode with reduced engine speed
- Idle automation reduces speed to 40% of operating speed
- Stop automation switches the engine off when not needed
- Optimized settings of engine and hydraulics reduces fuel consumption



Quiet operation 3

- Consistently quiet operation thanks to decoupled engine mounts and soundproofing in the doors
- Soundpower level according to 2000/14/EC up to 2 dB lower than required

High-capacity cooling 4

- Constant, reliable performance thanks to large-dimensioned and robust fans and coolers
- Water and oil coolers with top-notch efficiency thanks to axial-piston pump and motor control and ondemand thermostatic control
- Fan reversal for cleaning in series

4 Subject to technical changes. Further options available upon request.



Maximum safety

- No-slip work surfaces **1**
- Hand rails (not shown)*
- 2 cameras to the right and rear
- Step grid with railing next to cab sliding door **2**

Powerful hydraulic system **5**

- Strong pumps with power reserves
- Top efficiency thanks to large-dimensioned hydraulic valves and lines
- Extra-long change intervals of 4,000 operating hours through initial fill-up with special oil with extended service life when using SENNEBOGEN HydroClean*

* Option



The premium cab.

Panoramic view

Features

- optimum cab climate with automatic air conditioning system, partial tinted glass
- pleasant and equal temperature dispersion by means of 9 nozzles
- panoramic view
- comfort seat with air suspension
- very quiet through optimized noise insulation
- highest safety & comfort with sliding door, wide door opening
- ergonomically arranged operating controls for fatigue-free and relaxed working
- 12 V, 24 V, and USB charging sockets, hands-free telephone preparation, document box
- various options: electric cool box behind driver's seat, seat air conditioning

Our SENNEBOGEN joysticks

- consoles and ergonomic joysticks that move with the seat
- pleasant grip through ergonomic design
- precise control of all movements through direct and sensitive function activation
- quick access to all operating controls through optimized design of all push-buttons and switches

825E Maintenance and service made easy.



Optimized for maintenance

- Fast and easy diagnosis thanks to straightforward and clearly labeled electrical distributor
- Easy access to all service points on the machine
- Automatic central lubrication for equipment and slewing gear raceway




SENNEBOGEN Hydro Clean*

- Optimal protection of hydraulic components thanks to 3 μm micro-filter
- Cleaner hydraulic oil, longer service life



Central measuring points

- Easily accessible
- Quickly inspect entire hydraulic system




Clear labeling

- All parts labeled with a unique part number
- Easy and reliable spare parts ordering


* Option

825E Modular design - versatile solutions

Attachments



Equipment options (others available upon request)



K12

K12 ULM

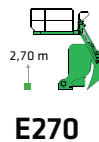
K13

K14

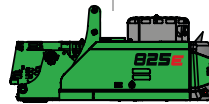
Cabs



Cab elevation



Uppercarriage



Diesel-hydraulic drive



Electrohydraulic drive

Options

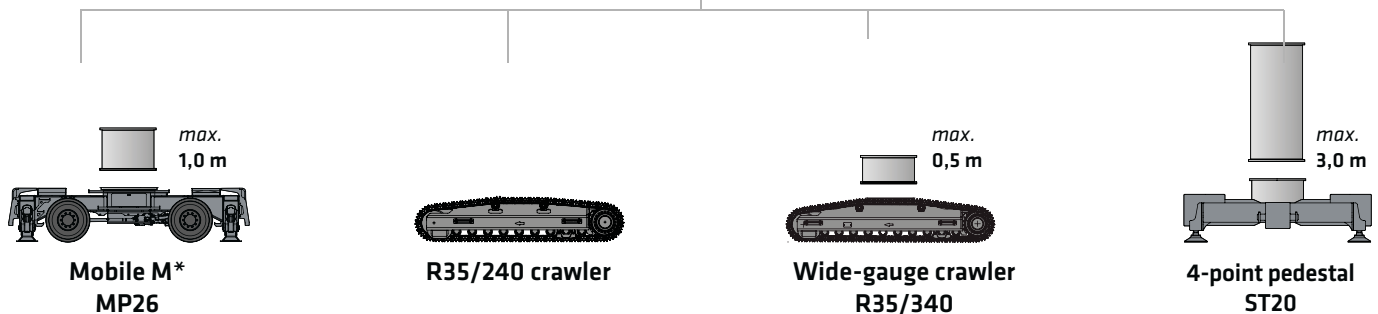


Motorized cable reel



Transformer

Undercarriage variants



825E Advantages at a glance

Reliable operation through robust and FEM-optimized equipment

Sliding door for convenient entry and exit

Better illumination of the work area through powerful LED headlights*

High load capacities even when fully extended, thanks to massive cylinders

Ideal overview and safe working height thanks to stable cab elevation

Safe entry and exit thanks to railings*, grip handles and no-slip steps

Robust side cover made of recyclable sheet steel

High stability

* Option

825E Technical data, equipment

MACHINE TYPE

Model (type) **825**

ENGINE

Power	Stage V: Rated Power: 129 kW at 2200 rpm 145 kW at 2000 rpm
Model	Cummins 6.7 Direct injection, turbo-charged, charge air cooler, reduced emissions, Eco Mode, automatic idle, automatic stop
Cooling	Water-cooled
Diesel filter	With water separator and heating system
Air filter	Dry filter with integrated pre-separator, automatic dust discharge, main element and safety element, contamination indicator
Fuel tank	450 l
DEF tank	45 l
Electrical system	24 V
Batteries	2 x 155 Ah , main switch
Options	<ul style="list-style-type: none"> ■ Engine block heater ■ Electric fuel pump ■ Jump-start terminals

UPPERCARRIAGE

Design	Torsion-resistant box design, precision crafted, steel bushings for boom bearings. Extremely service-friendly design, longitudinal engine
Central lubrication	Automatic central lubrication for equipment and slewing ring
Electrical system	Central electrical distributor, battery disconnect switch
Cooling system	3-circuit cooling system with high cooling output, thermostatically regulated fan drive for oil cooler and water cooler, fan reversal for cleaning
Options	<ul style="list-style-type: none"> ■ Slewing gear brake via foot pedal ■ Hand rails at the upper structure ■ LED lighting package ■ Fire extinguisher ■ Sea climate resistant coating ■ Electric heater for hydraulic tank ■ Low temperature packages ■ Hydraulically driven magnetic generator 15 kW ■ Telematic system SENtrack DS


HYDRAULIC SYSTEM


Load sensing / LUDV hydraulic system for hydraulic, pilot-controlled work functions	
Pump type	Swashplate-type variable-displacement piston pump, load pressure-independent flow distribution for simultaneous, independent control of work functions
Pump control	Zero-stroke control, on-demand flow control – the pumps only pump as much oil as will actually be used, pressure purging, load limit sensing control
Delivery rate	410 l/min
Operating pressure	max. 350 bar
Filtration	High-performance filtration with long change interval
Hydraulic tank	310 l
Control system	Proportional, precision hydraulic actuation of work movements, 2 hydraulic servo joysticks for the work functions, additional functions via switches and foot pedals
Safety	Hydraulic circuits with safety valves, secured emergency lowering of the equipment at engine standstill, pipe fracture safety valves for lift cylinder and stick cylinder
Options	<ul style="list-style-type: none"> ■ Bio-oil – environmentally friendly ■ ToolControl for programming the pressure/rate for up to 10 tools ■ Additional hydraulic circuit for shear attachment ■ Load moment warning with capacity utilization indicator ■ Overload safeguard with overload shutdown ■ 3 µm hydraulic micro-filter - SENNEBOGEN HydroClean


SLEWING DRIVE


Gearbox	Compact planetary gear with bent-axis hydraulic motor, integrated brake valves
Parking brake	Spring-loaded multi-disk brake
Slewing ring	Strong ball race slewing ring, sealed
Slewing speed	0-8 rpm, variable


825E Technical data, equipment

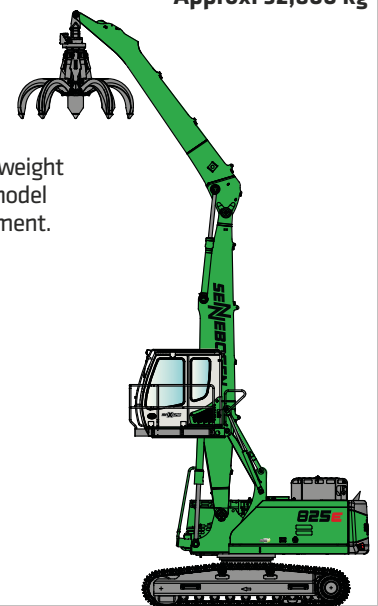
CAB 	
Cab elevation	E270, hydraulically elevating cab
Cab equipment	Sliding door inc. sliding pane, vibration damped, tinted safety glass, front pane can be opened, roof window, windscreen wiper for front pane, radio preparation, air-suspended comfort seat, joystick steering, SENNEBOGEN SENCON control & diagnosis system
Options	<ul style="list-style-type: none"> ■ Tilttable cab, 30 ° ■ Cab elevation E300/260, can be elevated and moved forward hydraulically ■ Maxcab Industry ■ Armored-glass windshield ■ Armored-glass sunroof ■ Safety side window and rear window ■ Windscreen wiper for front window/skylight ■ Rolling shade for roof window and windshield ■ FOPS protective roof guard ■ Protective front guard ■ Charcoal filter for circulating and outside air ■ Auxiliary heating ■ Climatic seat ■ Radio ■ Electric cool box

EQUIPMENT 	
Design	Decades of experience, state-of-the-art computer simulation, highest level of stability, longest service life, large-dimensioned and low-maintenance bearing points, sealed special bearing bushes, precision-crafted, quick-release couplings on the connections - open/close/rotate grapple
Cylinders	Hydraulic cylinders with high-quality sealing and guide elements, end position damping, sealed bearing points
Options	<ul style="list-style-type: none"> ■ Ball valves at the grip arm hydraulics wire ■ Adjustable hoisting limiter/stick limiter e.g. in the hall ■ Multi-coupling

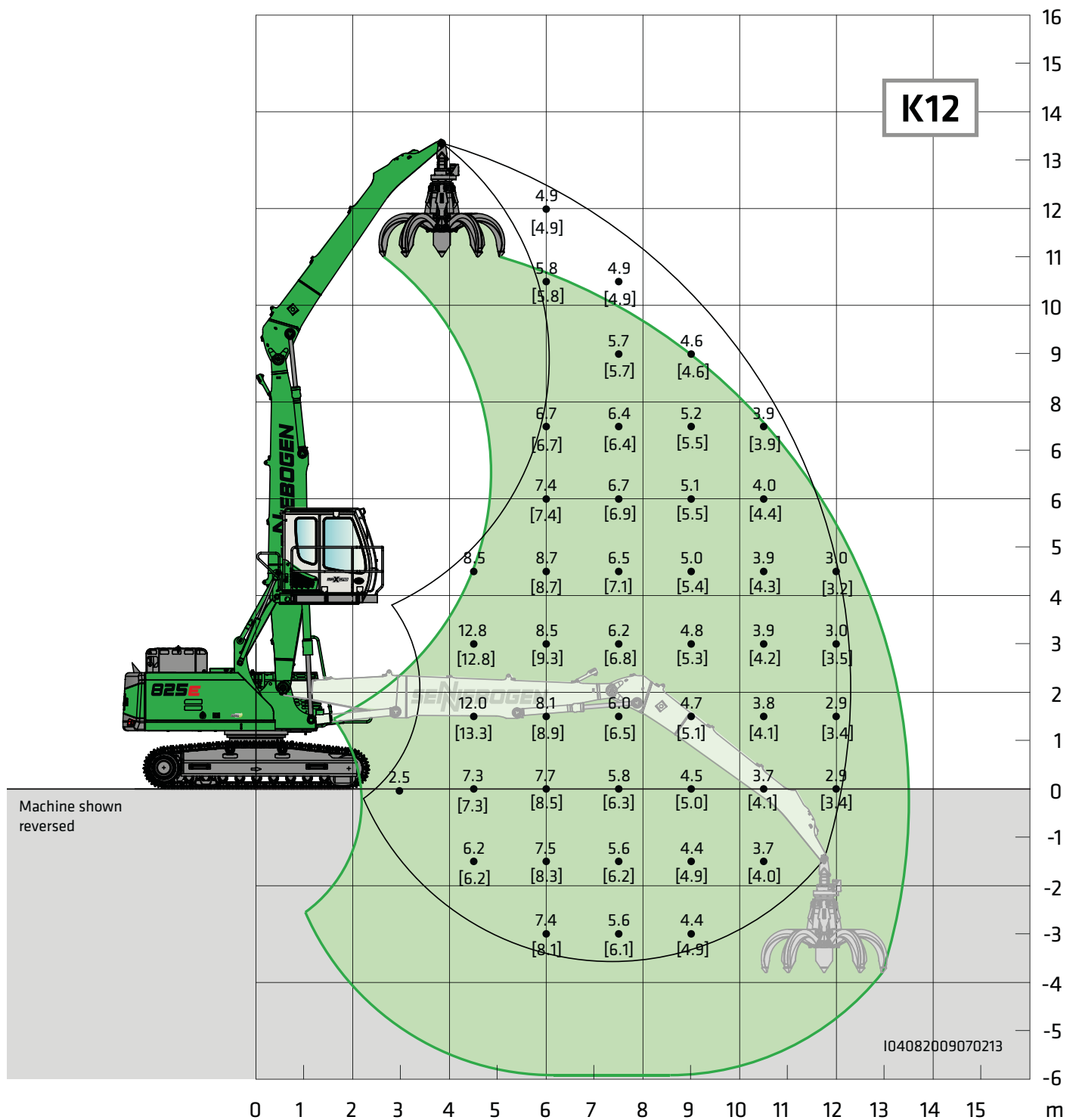
UNDERCARRIAGE 	
Design	Wide-gauge crawler undercarriage in stable, torsionally rigid box construction
Drive	Hydraulic travel drive
Parking brake	Spring-loaded multi-disk brake
Traveling gear	Crawler undercarriage type R35D/240 with B60 traveling gear and 600 mm 3-grouser track shoes, canted
Speed	0 - 2 km/h Level I: 0 - 3.5 km/h Level II
Options	<ul style="list-style-type: none"> ■ Wide-gauge crawler undercarriage R35/340 ■ Maintenance-free crawler track B60 with 700 mm 3-grouser base plates, canted ■ 4-point pedestal ST20 ■ Pylons with 0.5 m, 1.0 m, 1.5 m, 3.0 m

ELECTRIC DRIVE 	
Option	<ul style="list-style-type: none"> ■ Power: 110 kW, 400 V, 50 Hz Total connected load: 240 kVA, machine side 250 A at 400 V fuse, (alternatively 315 A with magnet system) – star-delta connection motor start ■ Advantages: Lowest operating costs, quiet and almost vibration-free work, long service life of hydraulic components

OPERATING WEIGHT 	
Mass	825 R with R35/240 undercarriage, K12 compact attachment and 600 l orange peel grab Approx. 32,800 kg
Notice	Operating weight varies by model and equipment.



825E Load ratings



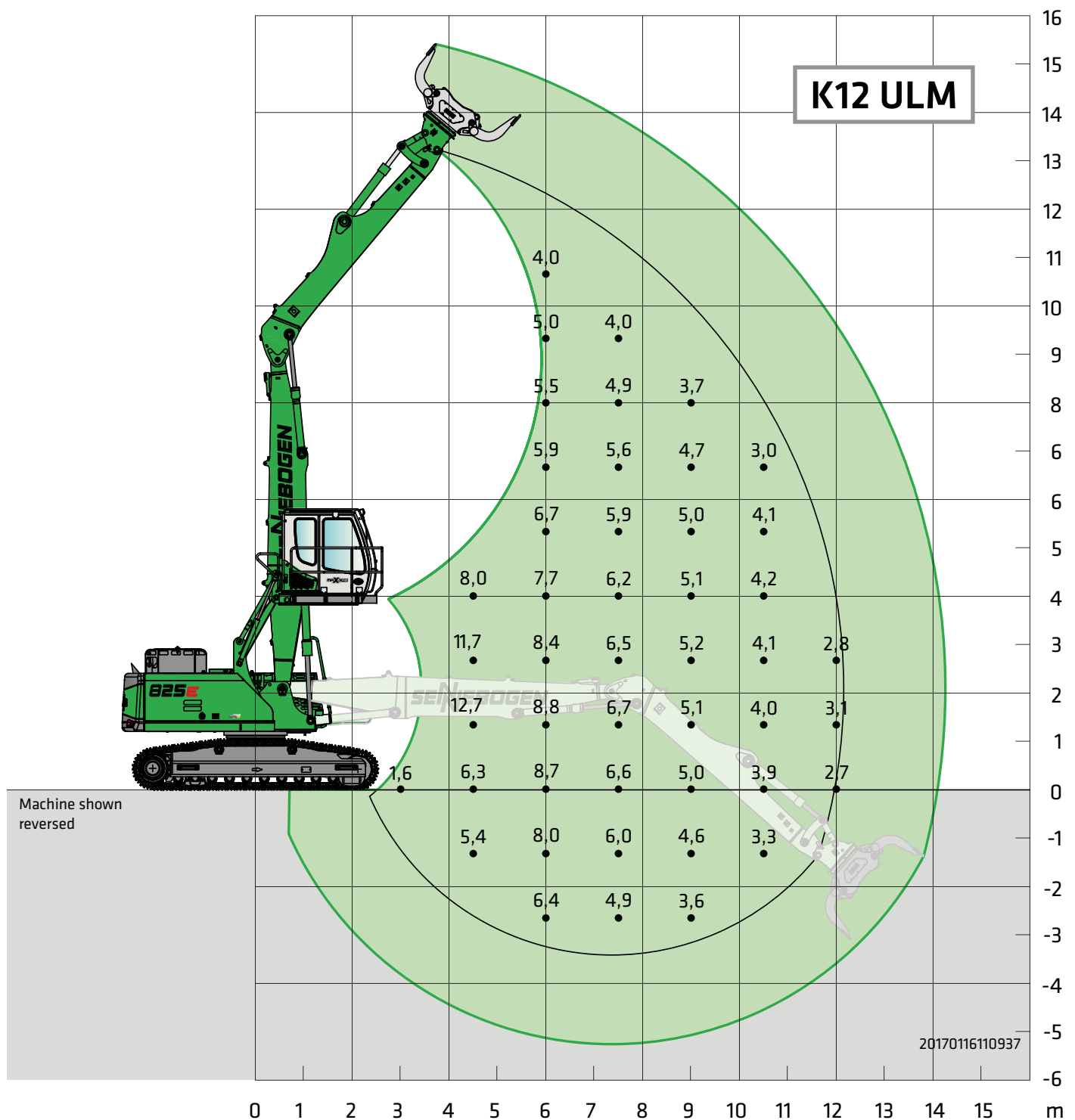
Undercarriage R35/240

Compact boom 6.8 m
Grab stick 5.6 m

Cab Maxcab E270,
hydraulically elevating

All load ratings are specified in tons (t) and apply at the end of the stick, without attachment, on solid, level ground. Attachments such as grabs, magnets, load hooks, etc. are part of the specified load ratings. The specified values are 75% of the static tipping load or 87% of the hydraulic lifting force in accordance with ISO 10567. In accordance with EU standard EN 474 / 5, hydraulic material handling machines used for hoisting must be equipped with pipe fracture safety devices on the hoist and stick cylinders and an overload warning device. Load ratings apply to max. gauge and they are 360° slewing. Load ratings in square brackets [] apply to longitudinal direction of the machine.

825E Load ratings



Undercarriage R35/340

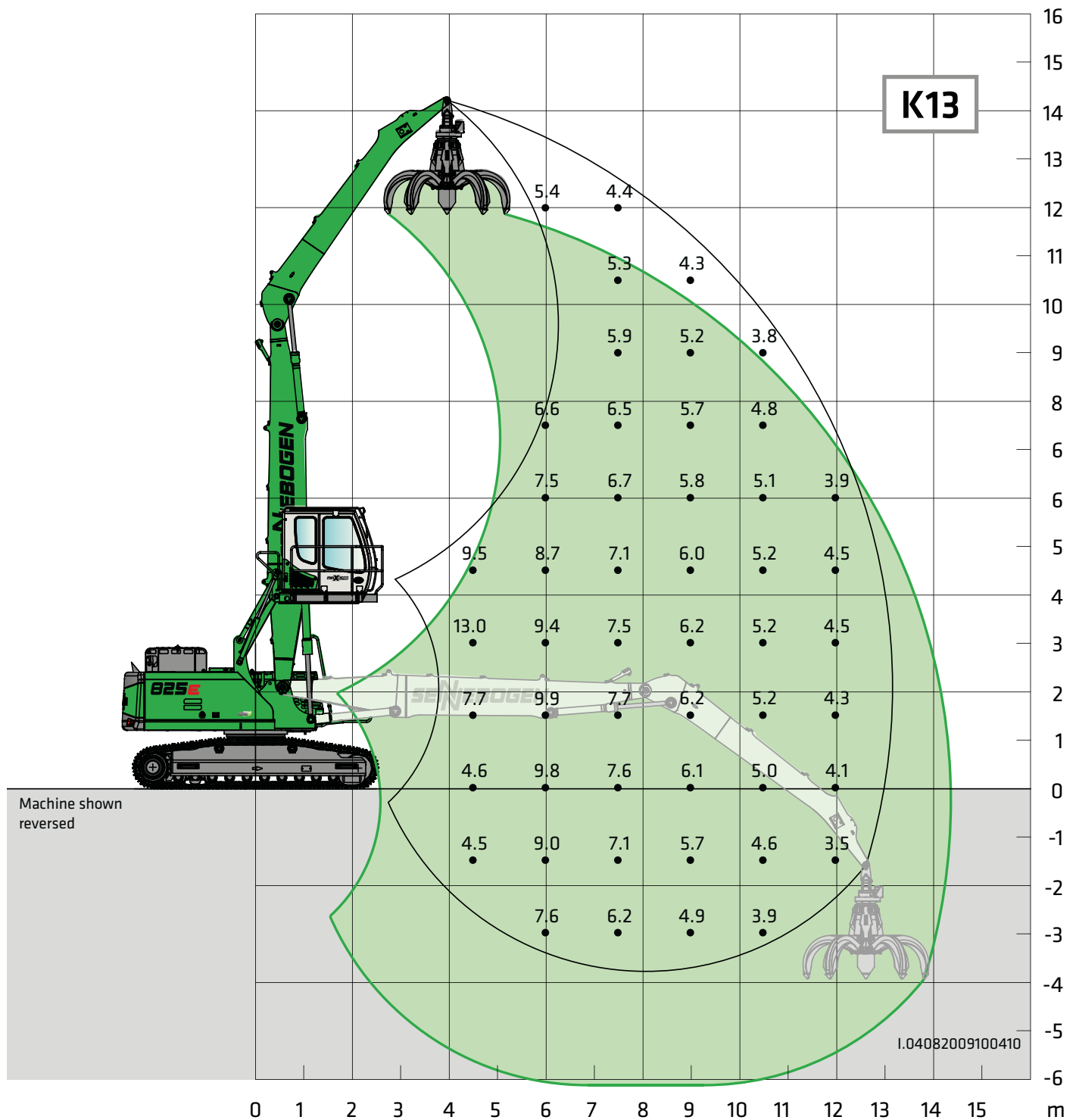
Compact boom 6.8 m
Grab stick 5.5 m

Cab Maxcab E270,
hydraulically elevating

All load ratings are specified in tons (t) and apply at the end of the stick, without attachment, on solid, level ground. Attachments such as grabs, magnets, load hooks, etc. are part of the specified load ratings. The specified values are 75% of the static tipping load or 87% of the hydraulic lifting force in accordance with ISO 10567. In accordance with EU standard EN 474 / 5, hydraulic material handling machines used for hoisting must be equipped with pipe fracture safety devices on the hoist and stick cylinders and an overload warning device. Load ratings apply to max. gauge and they are 360° slewing. Load ratings in square brackets [] apply to longitudinal direction of the machine.

Technical features and dimensions subject to change.

825E Load ratings



Undercarriage **R35/340**

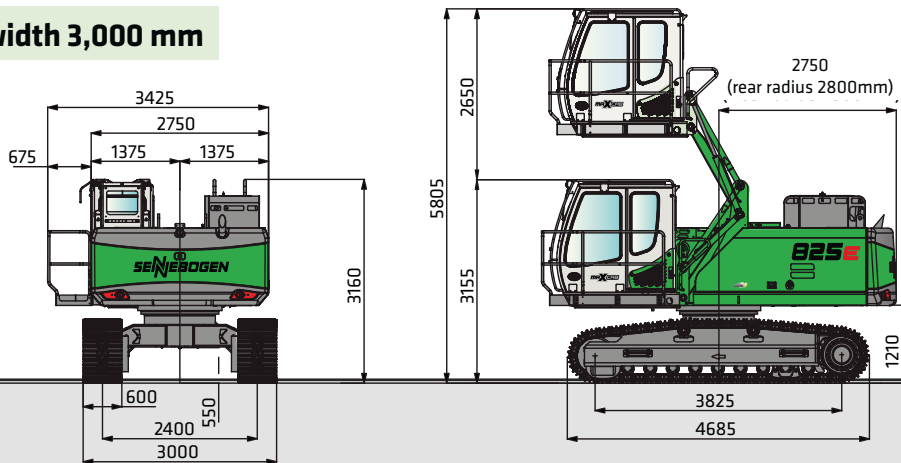
Compact boom **7.5 m**
Grab stick **5.8 m**

Cab **Maxcab E270,**
hydraulically elevating

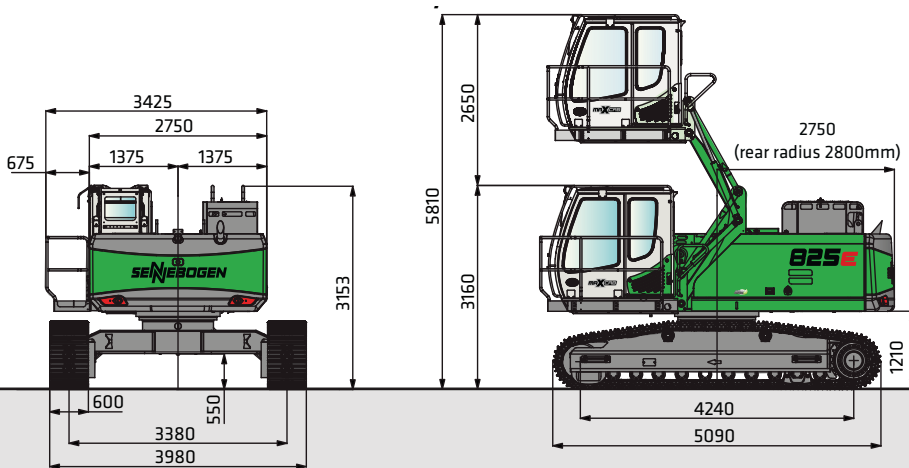
All load ratings are specified in tons (t) and apply at the end of the stick, without attachment, on solid, level ground. Attachments such as grabs, magnets, load hooks, etc. are part of the specified load ratings. The specified values are 75% of the static tipping load or 87% of the hydraulic lifting force in accordance with ISO 10567. In accordance with EU standard EN 474 / 5, hydraulic material handling machines used for hoisting must be equipped with pipe fracture safety devices on the hoist and stick cylinders and an overload warning device. Load ratings apply to max. gauge and they are 360° slewing. Load ratings in square brackets [] apply to longitudinal direction of the machine.

825E Transport dimensions

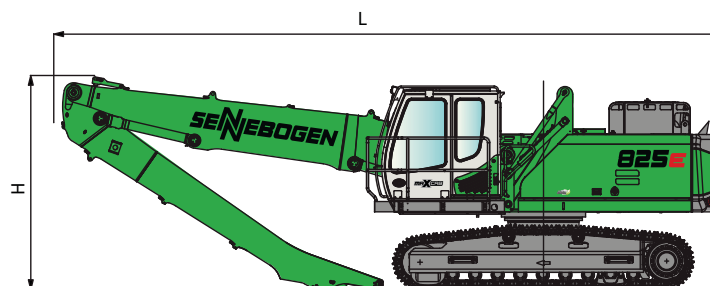
Transport width 3,000 mm



825 R with undercarriage Type R35/240 (series) and hydraulically elevating cab type E270



825 R with undercarriage Type R35/340 (option) and hydraulically elevating cab type E270



825 R with undercarriage type R35/240 and R35/340 (option)

	Compact boom	Grab stick	Transport length (L)	Transport height (H)
K12	6.8 m	5.6 m	10.35 m	3.30 m
K13	7.5 m	5.8 m	11.45 m	3.50 m
K12 ULM	6.8 m	5.5 m	10.40 m	3.40 m

825E Recommended grabs

Orange peel grab (4 shells)



Design / size	Grab capacity	Weight ¹		Maximum piled density
		Shell shape		
		HO	G	
SGM	l	kg	kg	t / m ³
400.30-4	400	1240	1350	2.0
600.30-4	600	1280	1410	
800.30-4	800	1320	1510	
400.40-4	400	1570	1720	
600.40-4	600	1600	1790	
800.40-4	800	1685	1930	
1000.40-4	1000	1755	2085	
1250.40-4	1250	1850	2200	

Orange peel grab (5 shells)



Design / size	Grab capacity	Weight ¹		Maximum piled density
		Shell shape ²		
		HO	G	
SGM	l	kg	kg	t / m ³
400.30	400	1400	1475	2.0
600.30	600	1430	1550	
800.30	800	1460	1600	
400.40	400	1820	1920	
600.40	600	1910	2035	
800.40	800	1960	2140	
1000.40	1000	2040	2290	
1250.40	1250	2180	2415	
1400.40	1400	2250	2500	

Clamshell grab SGZ



Design / size	Grab capacity	Weight ¹	Maximum piled density
SGZ	l	kg	t / m ³
1000.40	1000	1270	2.0
1200.40	1200	1360	
1400.40	1400	1420	
1600.40	1600	1530	

Magnetic plates



Type series / model	Power	Weight	Breakaway force	Load-bearing capacity in kg
WOKO	kW	kg	kN	Slab (safety factor 2)
S-RSL 13	10.5	1300	260	13000
S-RSL 15	12.2	1950	360	18000
S-RLB 12.5	8.8	1310	280	14000
S-RLB 13.5	10.0	1700	300	15000
Recommended magnetic generator: 15 kW/20 kW				

*) Available upon request ¹⁾ Weight information without grapple suspension, stick bolts, hose system

²⁾ Half-open shells: shell sheet steel width 400 mm, 500 mm wide for 1250 l capacity and higher



825 R - safe working in heights thanks to railings at upper carriage



825 R - sorting copper scrap with original SENNEBOGEN orange peel grab; Turkey

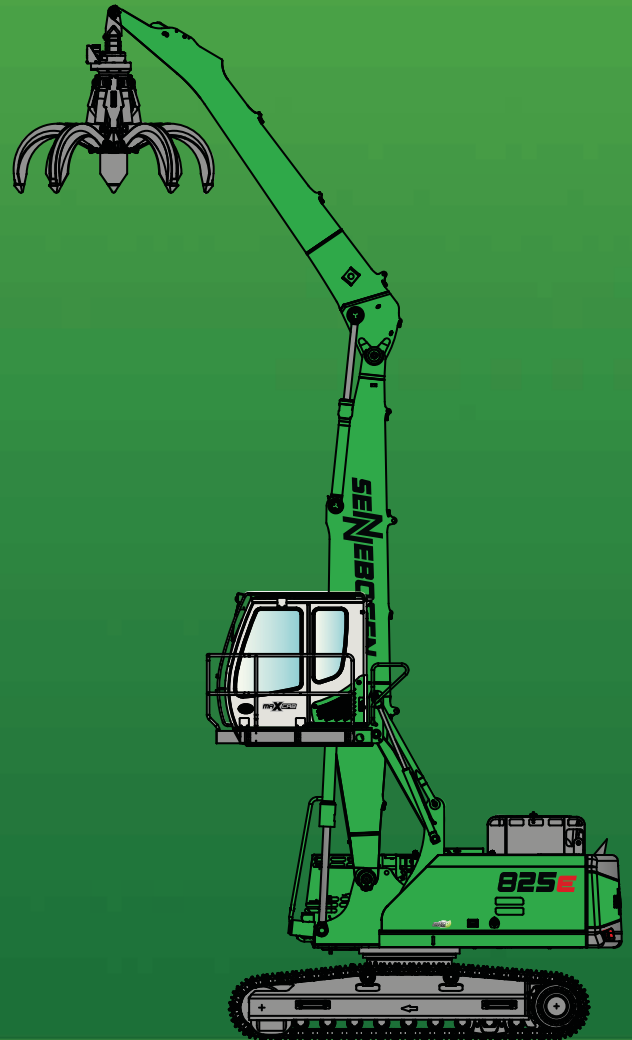


18 825 Special - Scrap handling with the best overview thanks to working on a 4-point pedestal with pylon



825E

R



This catalog describes machine models, scopes of equipment of individual models, and configuration options (standard equipment and optional equipment) of the machines delivered by SENNEBOGEN Maschinenfabrik GmbH. Machine illustrations can contain optional equipment and supplemental equipment. Actual equipment may vary depending on the country to which the machines are delivered, especially in regard to standard and optional equipment and tolerances.

All product designations used may be trademarks of SENNEBOGEN Maschinenfabrik GmbH or other supplying companies, and any use by third parties for their own purposes may violate the rights of the owners.

Please contact your local SENNEBOGEN sales partner for information concerning the equipment variants offered. Requested performance characteristics are only binding if they are expressly stipulated upon conclusion of the contract. Delivery options and technical features are subject to change. Errors and omissions excepted. Equipment is subject to change, and rights of advancement are reserved.

© SENNEBOGEN Maschinenfabrik GmbH, Straubing, Germany. Reproduction in whole or in part only with written consent of SENNEBOGEN Maschinenfabrik GmbH, Straubing, Germany.

SENNEBOGEN

SENNEBOGEN
Maschinenfabrik GmbH
Sennebogenstraße 10
94315 Straubing, Germany

Tel. +49 9421 540-144/146
marketing@sennebogen.de

GO FOR GREEN

 www.sennebogen.com

Order no. / Item no. 299087
825R-E-021715-071815-031910-111910-02204